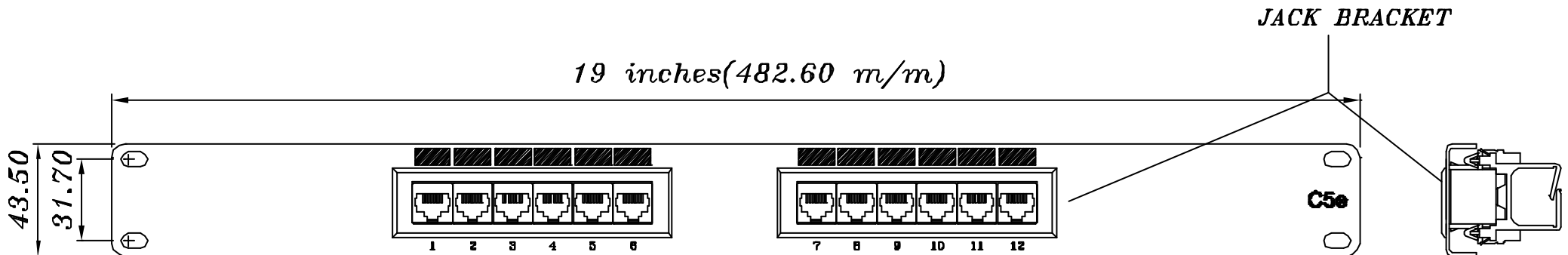
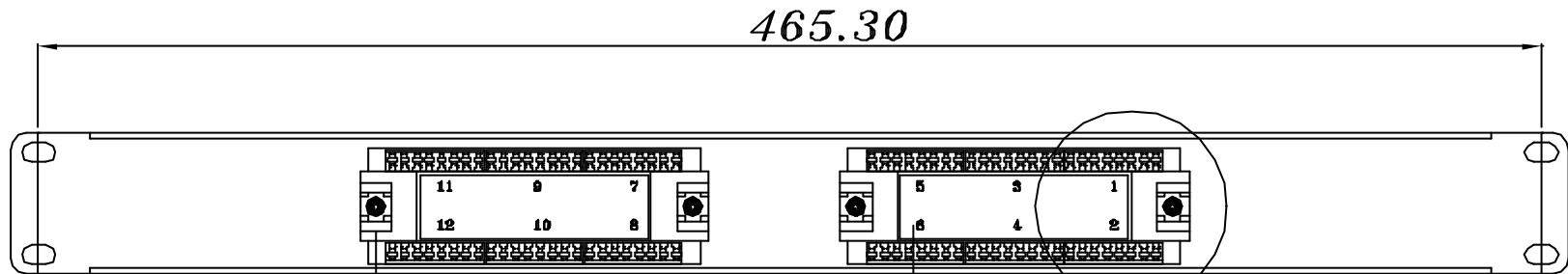
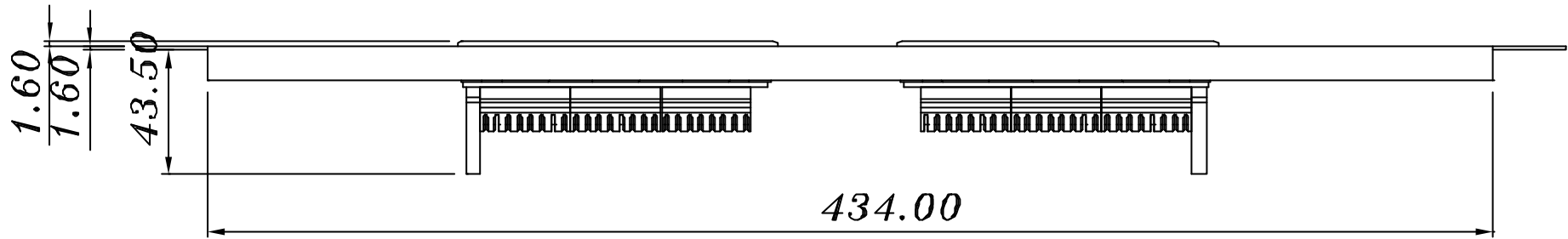


SPECIFICATION

- 1. Panel material: 1.6 m/m thickness Metal, Black color painting.*
- 2. RJ45 Jack: 8P8C 45 Degree Angle type, PBT UL 94V-0 rated, Yellow color.*
- 3. Connector: 110D connectors UL 94V-2 PC, Light-Yellow color.*
- 4. P.C.board: FR4 P.C.B. 1.6 m/m thickness, double side.*
- 5. Jack Bracket Set: ABS UL 94V-0 rated, Black color.*
Used for Color Coding Identification, Color optional.
- 6. Screws: Round head, $\varnothing 3 \times 20$ m/m, Silver color.*

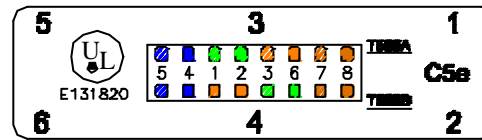
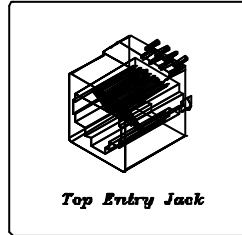
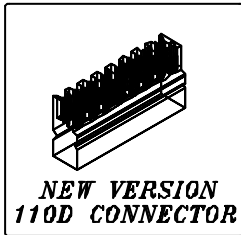
Category 5e Patch Panel, Top Entry type.





*CABLE BUCKLE
FOR CABLE TIE*

PORT INDICATION



T568A WIRING		T568B WIRING	
PIN 5	WHITE/BLUE	PIN 5	WHITE/BLUE
PIN 4	BLUE	PIN 4	BLUE
PIN 1	WHITE/GREEN	PIN 1	WHITE/ORANGE
PIN 2	GREEN	PIN 2	ORANGE
PIN 3	WHITE/ORANGE	PIN 3	WHITE/GREEN
PIN 6	ORANGE	PIN 6	GREEN
PIN 7	WHITE/BROWN	PIN 7	WHITE/BROWN
PIN 8	BROWN	PIN 8	BROWN

